

# NAME CRAFT

## CHRISTMAS TREE

CRAFT & WRITING PAPER

© 2022 The Little Mom Aid



# What's Included:

- Material list
- Preparation guide
- Step-by-step directions
- Christmas tree craft templates in color
- Christmas tree craft templates to print on color paper
- Two-Page Craft Template

## Christmas Tree Name Craft

### What's Included:

- 3 Christmas Tree Name Craft templates
  1. Color option
  2. Print on Color Paper option
  3. Two-Page Craft option (black and white, and color)

### Materials:

- Christmas Tree Name craft template of your choice
- Scissors
- Glue stick
- Black marker
- Optional: coloring supplies if printing in black and white



# Option 1: Print in Color


## Christmas Tree

1 per student




## Ornaments

Students need 1 ornament for each letter of their name.



## Tree Holder

1 per student



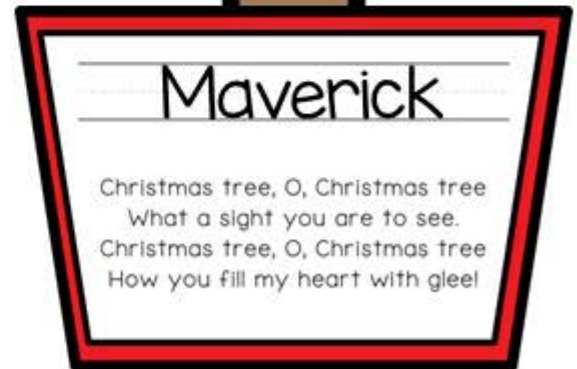
## Poem

1 per student


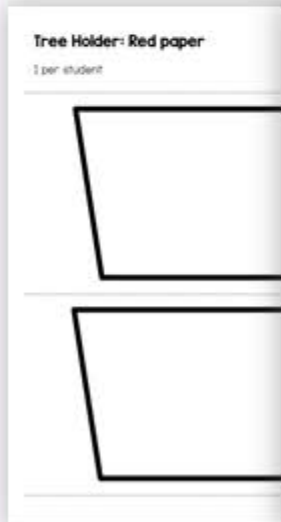



## Star Tree Topper

1 per student



# Option 2: Print on Color Paper



# Option 3: Two-Page Craft

comes in color and black & white



## Ideas for Use

- A fun and engaging way for students to learn to spell their names.
- Students will build fine motor skills and practice cutting with scissors.
- Great practice for following directions and using positional words.
- Use as a center, to send home over winter break, or as a fun holiday party activity.

